



VISITORS

# Campus Compass

2019

Welcome to the Horizon building

DISCOVER YOUR WORLD

# Nice to know

## FOOD COURT

Enjoy food & beverages at our catering outlets in the Food Court: Ho-0.017



## Where can I find:



**Meet, eat and greet:** The Horizon building offers various catering outlets for you to enjoy your coffee, lunch or even a delicious dinner. In the Large Atrium (Ho-0.017), we have Umami, Santé and Mr Croque. Near the Small Atrium, we have à la carte restaurant Sibelicious. Reservation only via the student training company: [sibelicious@buas.nl](mailto:sibelicious@buas.nl)




**Wi-Fi:** Guests can use the Wi-Fi-guest account of Breda University of Applied Sciences. Please contact the Service Desk for more information.



**Lockers:** Guests can also rent a locker. Our students and staff at the Visitor Centre will show you where to store your luggage.



**Library:** Read a newspaper in our Library or work in silence in one of our quiet study landscapes.



## VISITOR CENTRE

Guests of the campus will receive a professional and hospitable welcome at the Visitor Centre, which is located at the main entrance of the building: Ho-0.030

## SERVICE DESK

For all questions and feedback about the Wi-Fi system, the building and finding your way: Ho-0.011

## The campus and the Horizon building: how to find your way around

Breda University of Applied Sciences is developing an innovative learning and working environment in the form of a campus. The entire campus complex is due for completion in 2020. The first achievement of the campus development is the beautiful Horizon building; this former convent was taken into use in September 2018. In order to help our guests easily find their way around, we are offering you this Visitors' Compass. Not only to help you find what you need, but also to show you all the possibilities this building has to offer.

The guiding principle in the development of the campus was to make the buildings and gardens of Breda University of Applied Sciences feel like a community. 'Together', 'interaction' and 'openness' are words that characterise this vision. Logically, the communal facilities – such as the Visitor Centre, Service Desk and Food Court – are situated in the community areas, primarily located on the ground floor.

Students of Sibelicious, the training company of Hotel & Facility, will welcome our guests at the Visitor Centre. Confer with others in one of our meeting rooms, have lunch in our à la carte restaurant Sibelicious or enjoy a sandwich or a sushi bowl in our Large Atrium. Eat, meet and greet: it's important to us to make you feel at home.

We are hoping that our guests will understand that not everything is running smoothly yet. Renovations and relocations can be quite stressful. After a long time of renovation work, the Chapel can now be used for lectures and events. This academic year, two of our other buildings are also going through a makeover. We hope you will keep returning to the future campus of Breda University of Applied Sciences. Our car park will not be at full capacity until the autumn of 2019, yet what better way to travel to and from our campus in a sustainable way? Feel free to book an e-car or rent one of our bikes to go to your next meeting. In this way, we will all contribute to a green campus!



Mgr. Hopmansstraat 2  
4817 JS Breda

Phone +31(0)76 533 2203

### **BUSINESS HOURS**

Monday to Friday:  
7:30 a.m. - 8.00 p.m.

### **QUESTIONS**

Please send us an e-mail  
at [campus@buas.nl](mailto:campus@buas.nl) if you  
have any questions about  
this publication.

### **IN THE EVENT OF AN EMERGENCY**

Call internal phone number  
+31(0)76 533 2112.

### **PUBLISHER**

Breda University of Applied Sciences,  
Marketing & Communication Office

### **COMPLETION AND EDITING**

Reach Communications: Marian  
Vullings, Breda University of  
Applied Sciences: Rianne Wilmer,  
Annemarie Verhagen

### **DESIGN**

Klaas Jan Woudsma (art director),  
DoorKootDesign

### **TRANSLATION**

Breda University of Applied Sciences:  
Esther Kupers

### **PHOTOGRAPHY**

Ontwerpbureau B&W,  
Breda University of Applied Sciences:  
Arno van der Linden, Andy van Tilborg

### **PRINTING**

Notten Grafische Oplossingen

February 2019

No rights can be derived from  
the information in this magazine

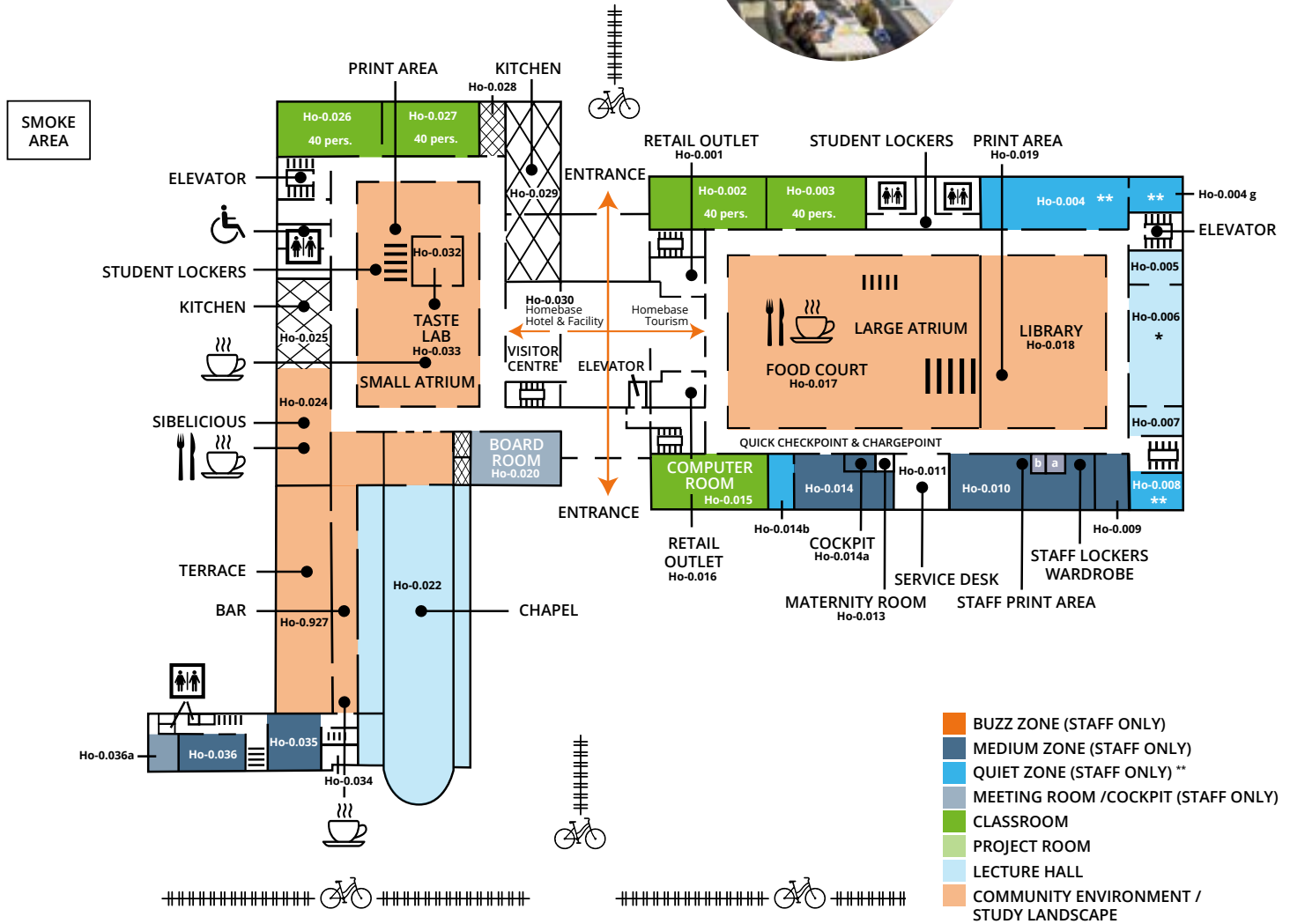


# Let us show you around

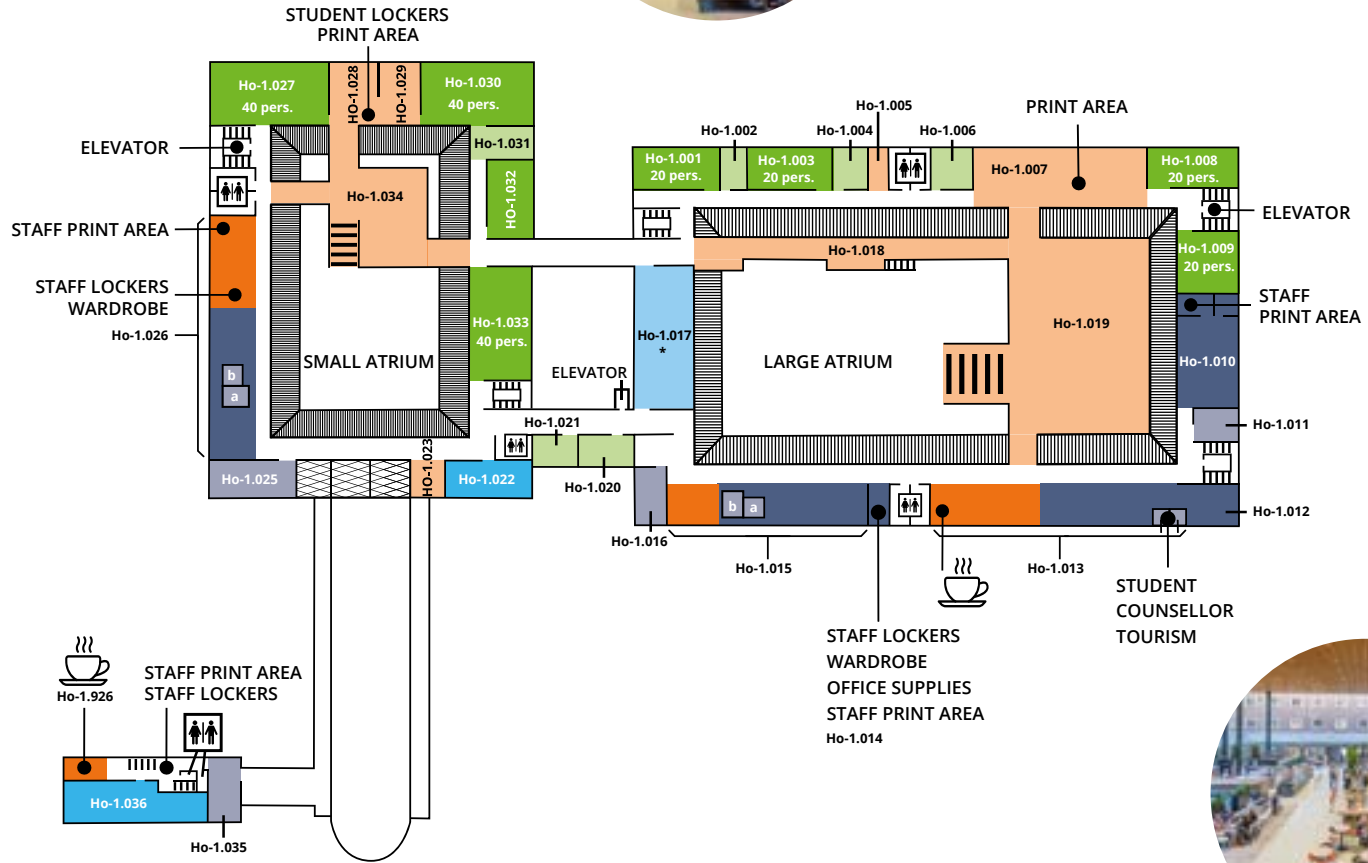
We would like to give our guests a pleasant experience on our brand new campus. If you have any questions, you can ask one of our students at the Visitor Centre. They will gladly help you find your way. You can find the Visitor Centre at the main entrance of the Horizon building.



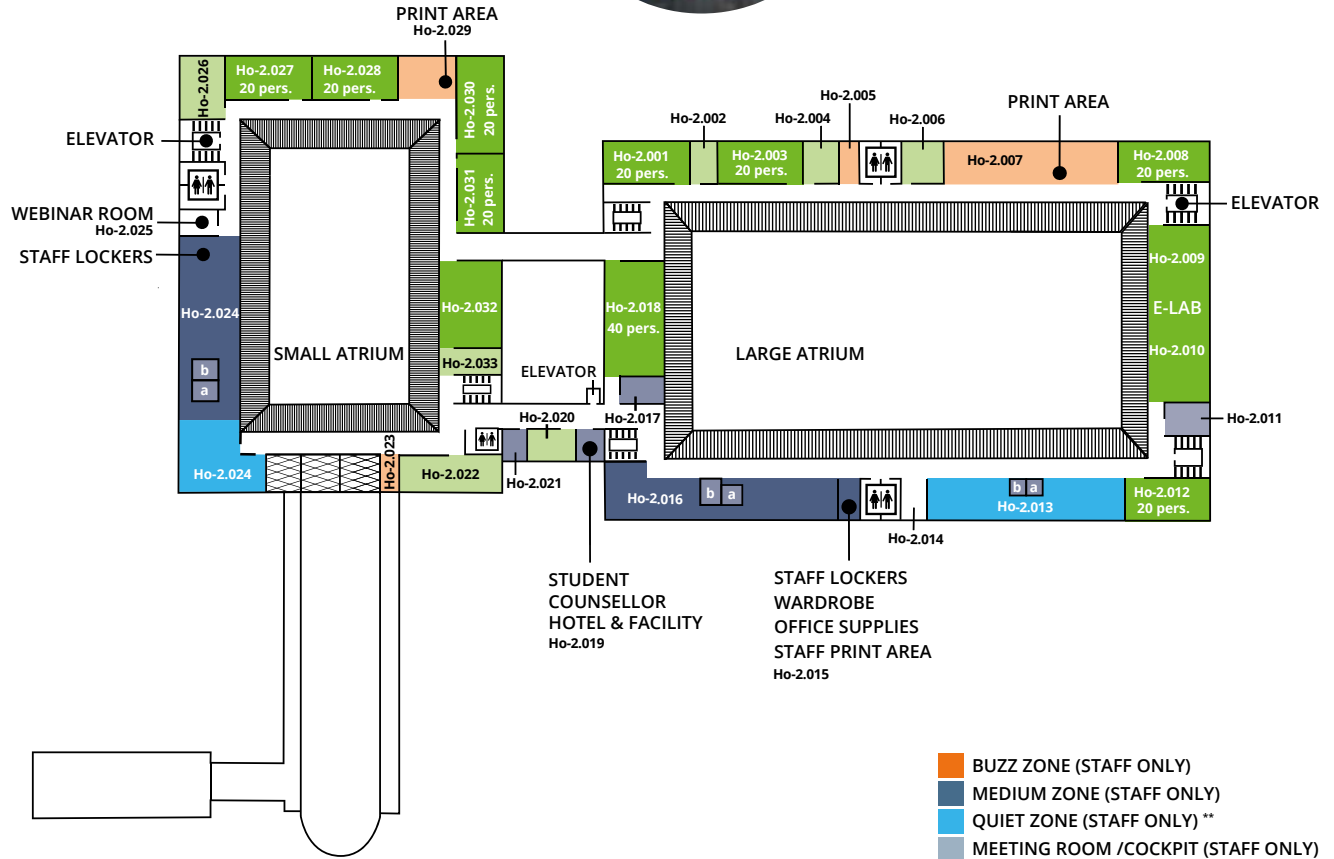
# GROUND FLOOR



# 1ST FLOOR



# 2ND FLOOR



- BUZZ ZONE (STAFF ONLY)
- MEDIUM ZONE (STAFF ONLY)
- QUIET ZONE (STAFF ONLY) \*\*
- MEETING ROOM / COCKPIT (STAFF ONLY)
- CLASSROOM
- PROJECT ROOM
- LECTURE HALL
- COMMUNITY ENVIRONMENT / STUDY LANDSCAPE

\* Only during the transition year (after that: quiet zone)

\*\* Quiet zone for students and staff



# Safety instructions



If the alarm goes off, leave the building via the nearest emergency exit. On the upper floors, the stairwells are the escape routes that allow you to escape directly outside on the ground floor. Follow the instructions of the Emergency Response team.



Go to the meeting place. The assembly point is near the Ocean building (former H-building). Do not stay around the convent so that the emergency services have the space to carry out their work.

In case of emergency  
call the BUAS internal  
emergency number:  
**+31(0)76 533 2112**

